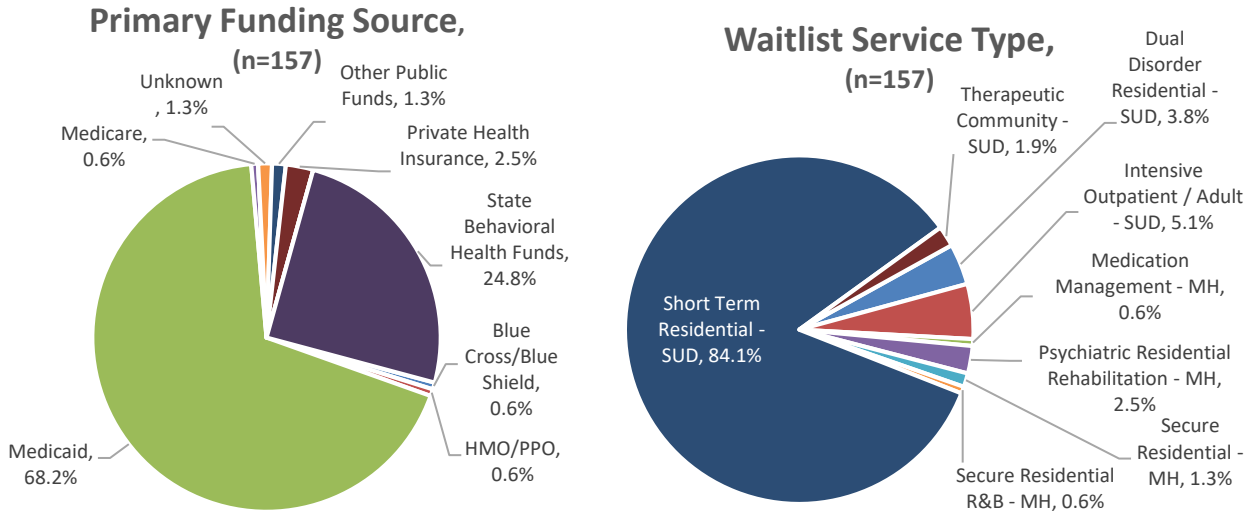


**Region 3 CDS Waitlist Report**  
**July 1, 2021 through June 30, 2022 (FY22)**

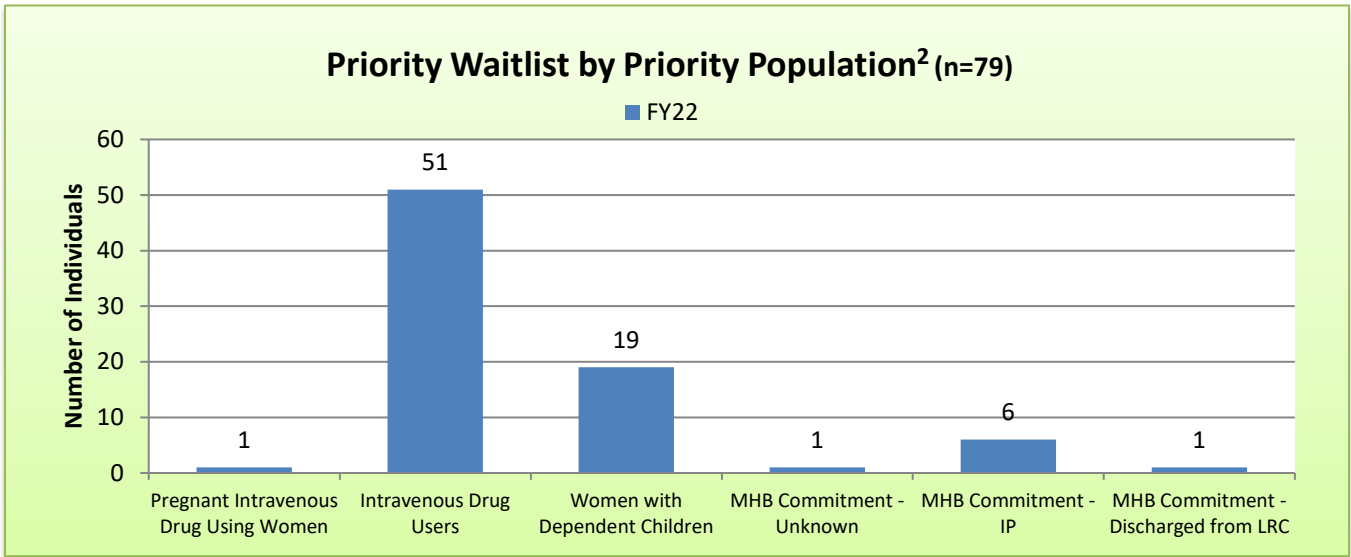
**Waitlist Overview**

The Waitlist is used to document an individual who has been assessed/evaluated as needing the level of care provided by the agency but who is awaiting admission due to lack of capacity available or consumer needs regardless of anticipated payer source (private insurance, Medicaid, Medicare, voucher, etc.). The waitlist and persons on the waitlist are continuously monitored by the agency/location as identified in the agency policies and procedures.

- ❖ A total of 157<sup>1</sup> individuals were placed on the waitlist using the Division of Behavioral Health (DBH) Centralized Data System (CDS). Below are the Primary Funding Source and Waitlist Service Type for individuals on the waitlist.



- ❖ A total<sup>2</sup> of 79 individuals were in the priority populations for admission to Mental Health (MH) and/or to Substance Use Disorder (SUD) treatment services and programs.

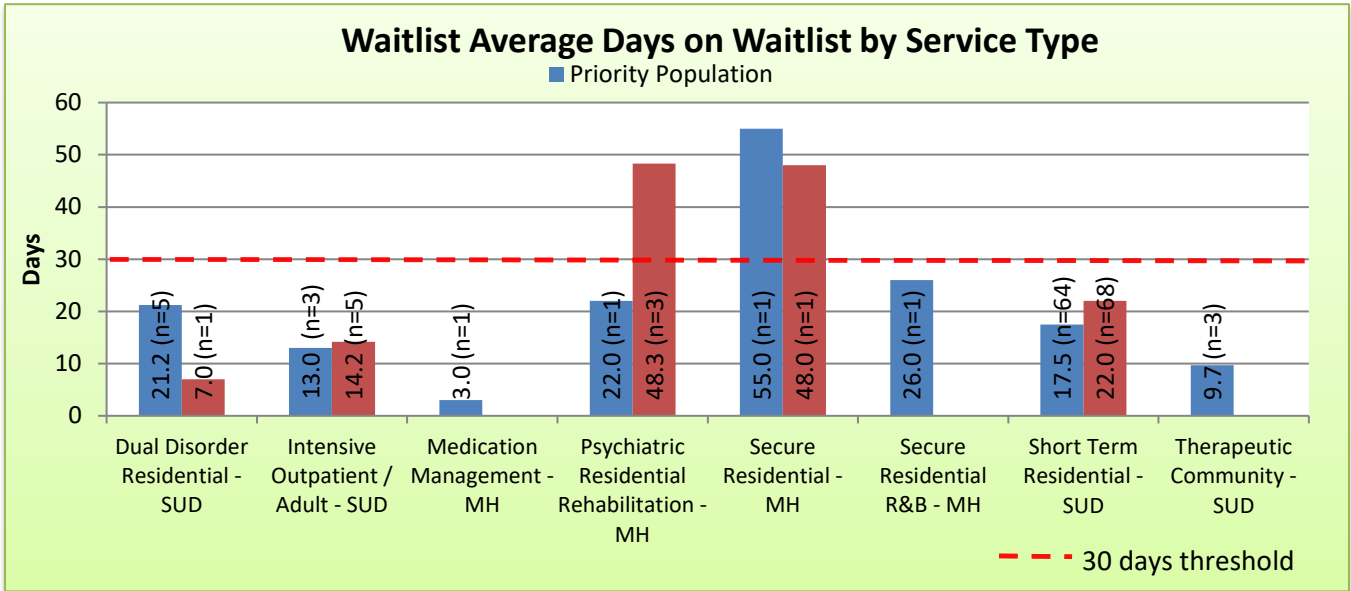


<sup>1</sup> In FY22 from July 1, 2021 through June 30, 2022 there were 157 individuals placed on the waitlist.

<sup>2</sup> Note: The sum of the priority populations for the Waitlist could equal more than the total of individuals because individuals may have more than one priority population.

**Region 3 CDS Waitlist Report**  
**July 1, 2021 through June 30, 2022 (FY22)**

- ❖ A total of 157 individuals were removed from the waitlist with an average of 20.2 days on the waitlist.
  - Priority population average of 17.7 days on the waitlist (n=79)
  - Non-priority population average of 22.7 days on the waitlist (n=78)



Priority Population Removed	Average Days on Waitlist	N <sup>2</sup>
Pregnant Intravenous Drug Using Women	15.0	1
Intravenous Drug Users	16.5	51
Women with Dependent Children	20.0	19
MHB Commitment - Unknown	22.0	1
MHB Commitment - IP	22.5	6
MHB Discharged from LRC	3.0	1

