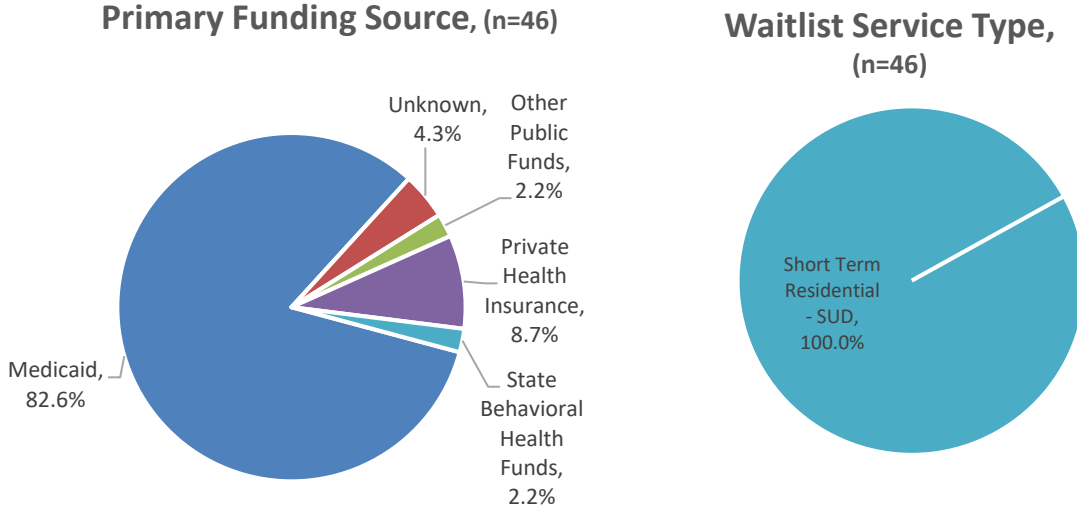


**Region 3 CDS Waitlist Report  
July 1, 2023 through June 30, 2024 (FY24)**

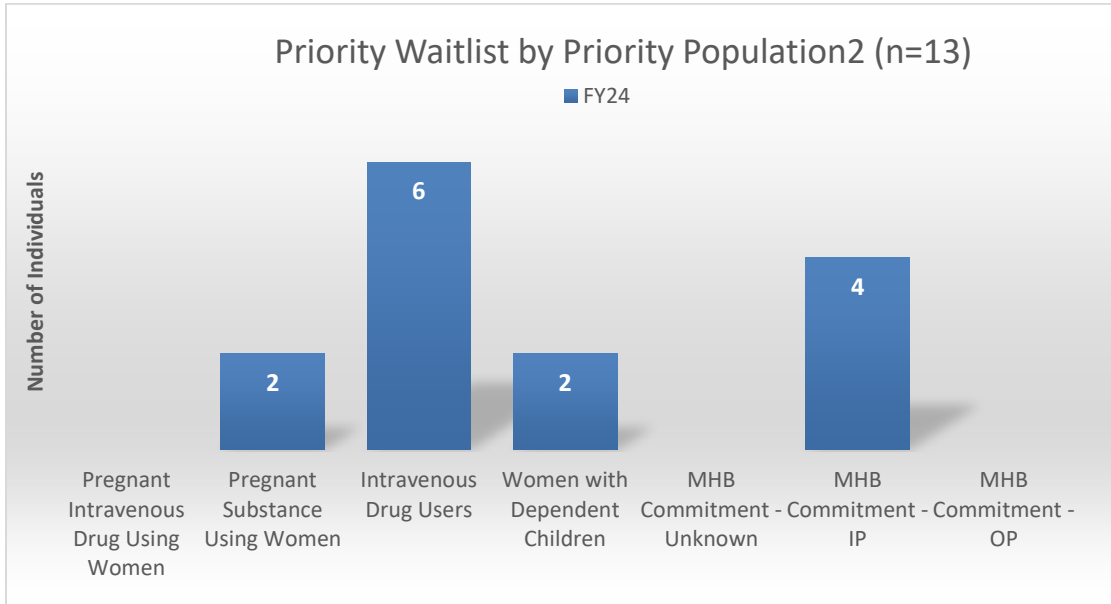
**Waitlist Overview**

The Waitlist is used to document an individual who has been assessed/evaluated as needing the level of care provided by the agency but who is awaiting admission due to lack of capacity available or consumer needs. The waitlist and persons on the waitlist are continuously monitored by the agency/location as identified in the agency policies and procedures.

- ❖ A total of 46<sup>1</sup> individuals were placed on the waitlist using the Division of Behavioral Health (DBH) Centralized Data System (CDS). Below are the Primary Funding Source and Waitlist Service Type for individuals on the waitlist.



- ❖ A total<sup>2</sup> of 13 individuals were in the priority populations for admission to Mental Health (MH) and/or to Substance Use Disorder (SUD) treatment services and programs.

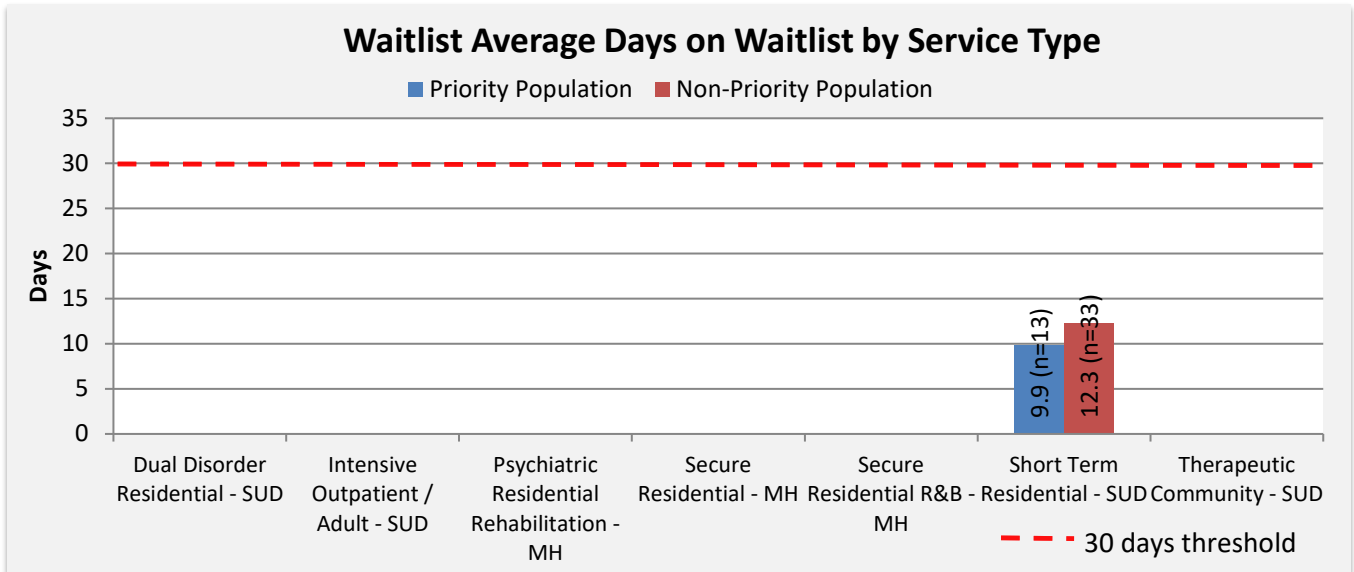


<sup>1</sup> In FY24 from July 1, 2023 through June 30, 2024 there were 46 individuals placed on the waitlist.

<sup>2</sup> Note: The sum of the priority populations for the Waitlist could equal more than the total of individuals because individuals may have more than one priority population.

**Region 3 CDS Waitlist Report**  
**July 1, 2023 through June 30, 2024 (FY24)**

- ❖ A total of 46 individuals were removed from the waitlist with an average of 11.59 days on the waitlist.
  - Priority population average of 9.85 days on the waitlist (n=13)
  - Non-priority population average of 12.27 days on the waitlist (n=33)



Priority Population Removed	Average Days on Waitlist	N <sup>2</sup>
Intravenous Drug Users	10.2	6
MHB Commitment – IP	2.0	4
Women with Dependent Children	21.5	2
Pregnant Substance Using Women	8.5	2

