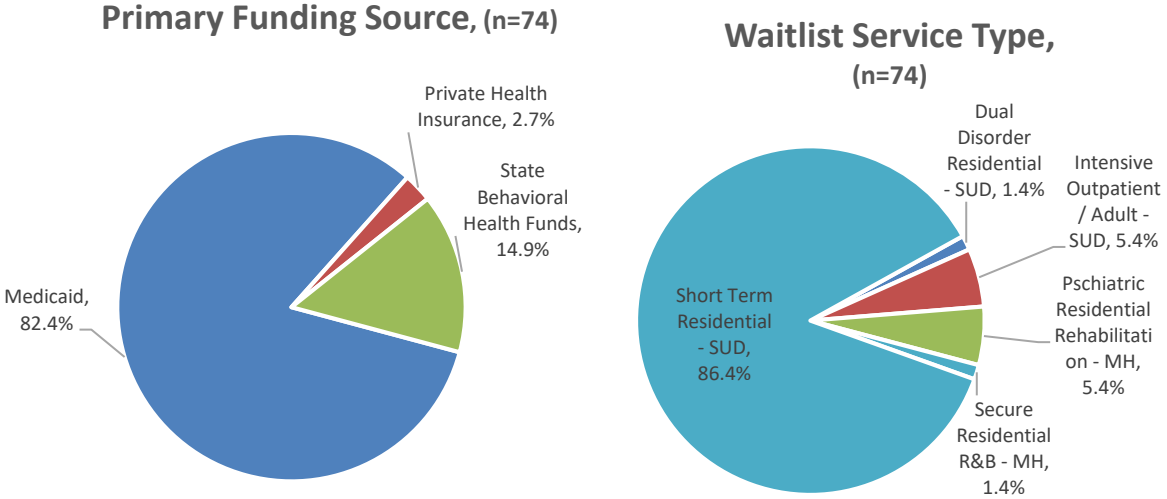


**Region 3 CDS Waitlist Report**  
**July 1, 2022 through June 30, 2023 (FY23)**

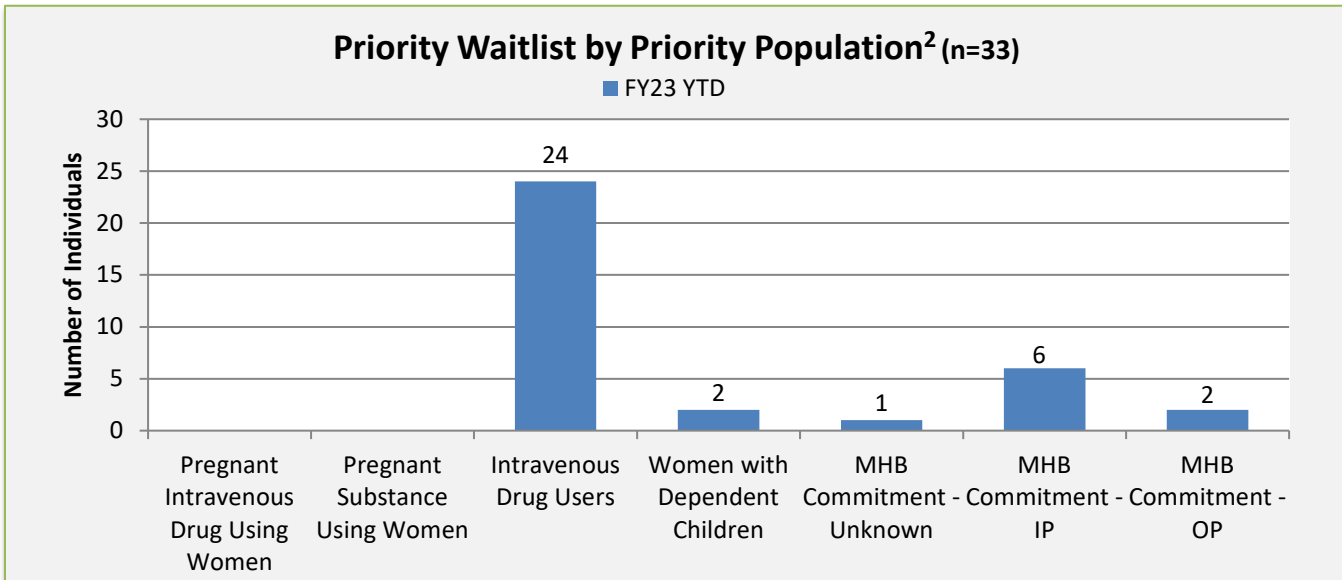
**Waitlist Overview**

The Waitlist is used to document an individual who has been assessed/evaluated as needing the level of care provided by the agency but who is awaiting admission due to lack of capacity available or consumer needs. The waitlist and persons on the waitlist are continuously monitored by the agency/location as identified in the agency policies and procedures.

- ❖ A total of 74<sup>1</sup> individuals were placed on the waitlist using the Division of Behavioral Health (DBH) Centralized Data System (CDS). Below are the Primary Funding Source and Waitlist Service Type for individuals on the waitlist.



- ❖ A total<sup>2</sup> of 33 individuals were in the priority populations for admission to Mental Health (MH) and/or to Substance Use Disorder (SUD) treatment services and programs.

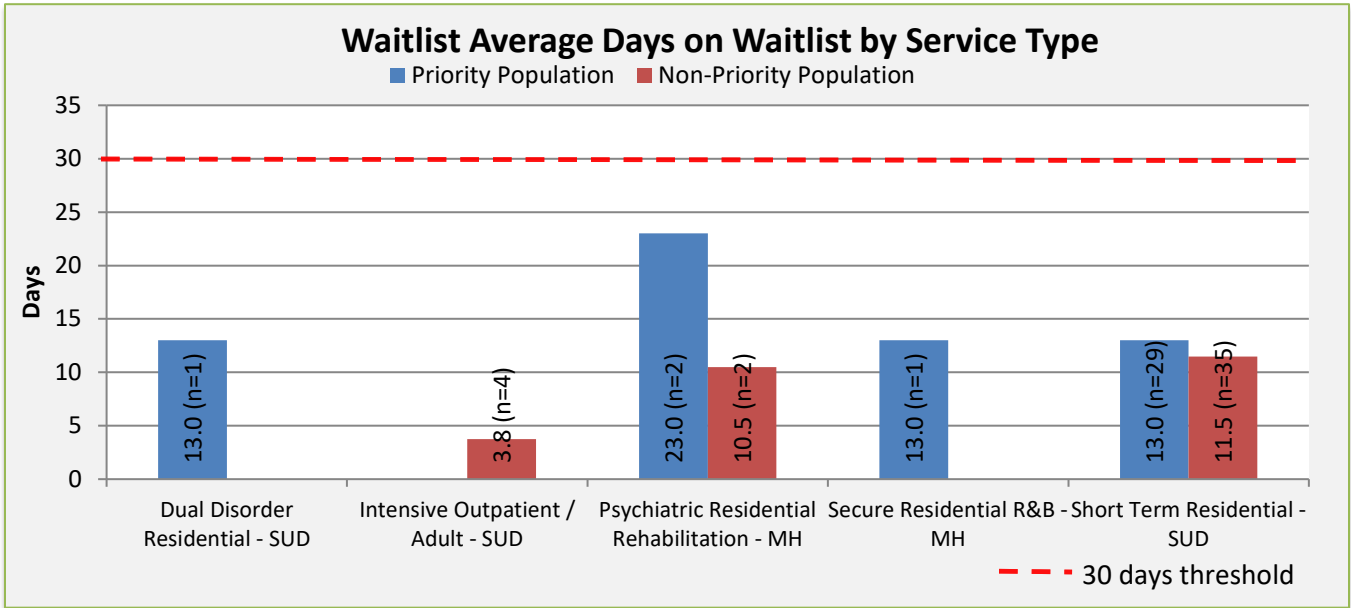


<sup>1</sup> In FY23 from July 1, 2022 through June 30, 2023 there were 74 individuals placed on the waitlist.

<sup>2</sup> Note: The sum of the priority populations for the Waitlist could equal more than the total of individuals because individuals may have more than one priority population.

**Region 3 CDS Waitlist Report**  
**July 1, 2022 through June 30, 2023 (FY23)**

- ❖ A total of 74 individuals were removed from the waitlist with an average of 12.0 days on the waitlist.
  - Priority population average of 13.61 days on the waitlist (n=33)
  - Non-priority population average of 10.68 days on the waitlist (n=41)



Priority Population Removed	Average Days on Waitlist	N <sup>2</sup>
Intravenous Drug Users	13.1	24
Women with Dependent Children	4.5	2
MHB Commitment - Unknown	22.0	1
MHB Commitment – IP	13.0	6
MHB Commitment – OP	18.5	2

